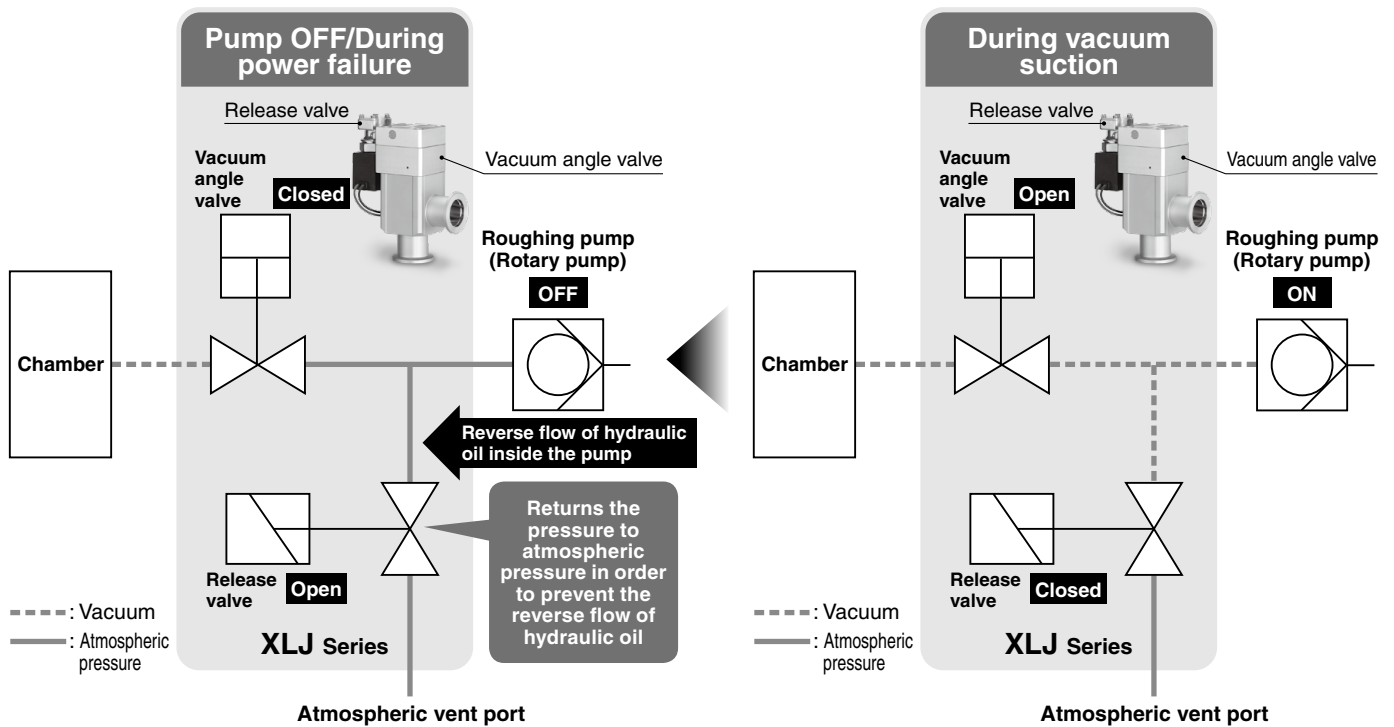


Vacuum Angle Valve with Release Valve

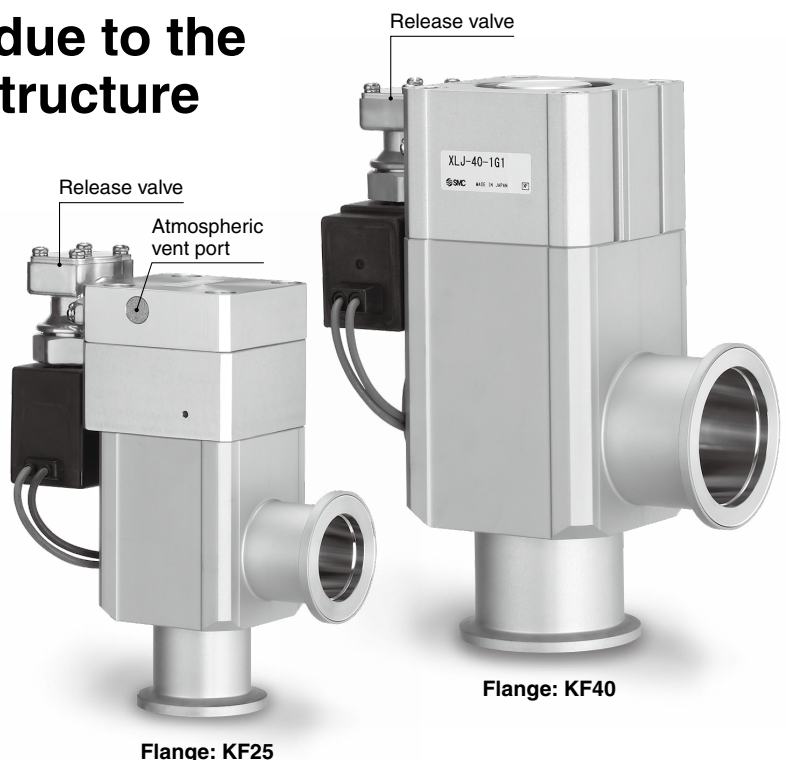



XLJ Series

Prevents the reverse flow of oil through the roughing pump (rotary pump) into the chamber



Reduced piping labor due to the built-in release valve structure

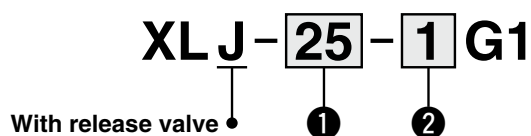


Vacuum Angle Valve with Release Valve

XLJ Series



How to Order



1 Flange size

Symbol	Flange type/Size
25	KF25
40	KF40

2 Rated voltage

Symbol	Rated voltage	XLJ-25	XLJ-40
1	100 VAC	●	●
2	200 VAC	●	●
3	110 VAC	●	●
4	220 VAC	●	●
5	24 VDC	●	●
6	12 VDC	●	●
7	240 VAC	●	●
J	230 VAC	●	●

Specifications

Model	XLJ-25	XLJ-40
Valve type	Normally closed/Vacuum pilot	
Shaft seal type	O-ring seal	
Operating pressure range	Atmospheric pressure to 1×10^{-2} Pa	
Fluid	Inert gas	
Piping direction	Fixed	
Internal leakage	1.3×10^{-8} Pa·m ³ /s (He) or less* ¹	
External leakage	1.3×10^{-6} Pa·m ³ /s (He) or less* ¹	
Operating temperature	5 to 40°C	
Conductance	12 L/s* ²	45 L/s* ²
Starting voltage	100 VAC, 200 VAC, 110 VAC, 230 VAC, 220 VAC, 240 VAC, 12 VDC, 24 VDC	
Electrical entry	Grommet	
Flange type	KF25	KF40
Weight	0.95 kg	1.5 kg
ON operation (Operating simultaneously with pump)	The valve opens after approx. 2 seconds.* ³	
OFF operation (Operating simultaneously with pump)	The valve closes instantaneously. The pump side releases the air immediately afterwards.	
Standards	CE/UKCA marking	

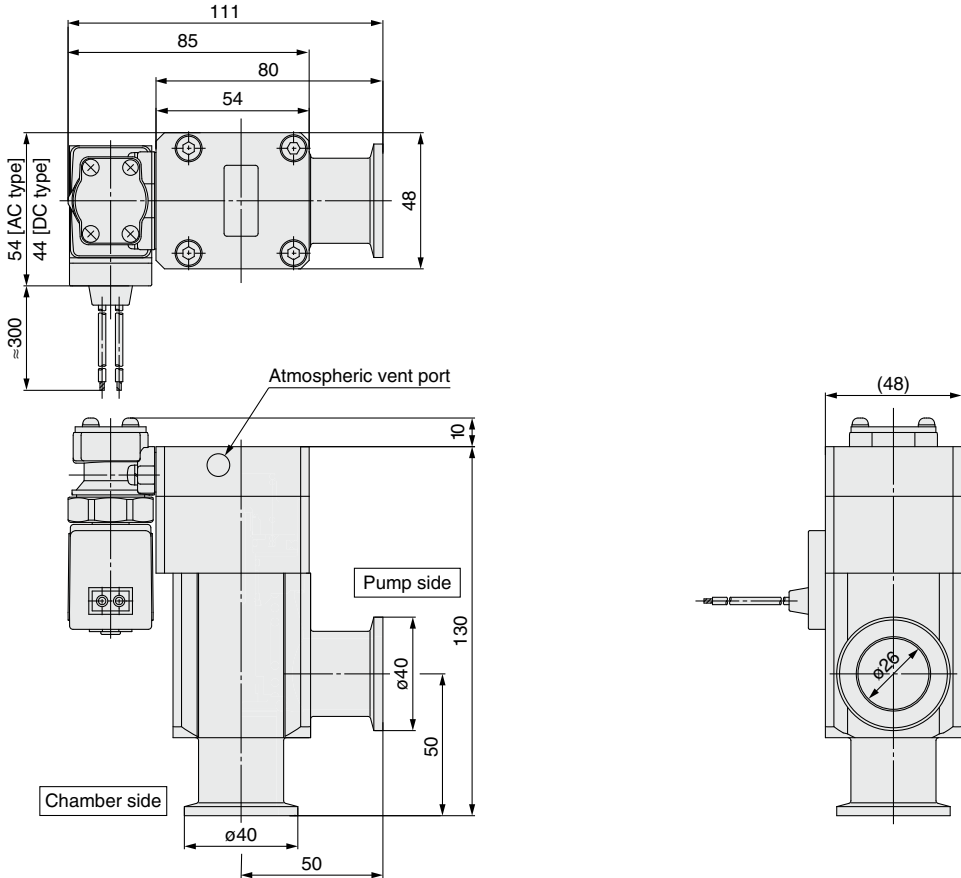
*1 The amount of leakage is the value when the ambient temperature is 20°C and the differential pressure is 0.1 MPa. Excludes gas permeation

*2 The conductance is the value calculated using an elbow of the same dimensions.

*3 The value when using a pump that has an exhaust speed of 75 L/min

Dimensions

XLJ-25



XLJ-40

