



# Series 56-IS10

## Pressure Switch for Series AC-D

### Pressure Switch

**56-IS10M-30-  -D**

● ATEX category 3

①

②



Body type: Standard  
(56-IS10M-□□-D)


Body type: Slim  
(56-IS10M-□□-1-D)



· Semi-standard: Select one each for **a** to **d**.  
· Semi-standard symbol: When more than one specification is required, indicate in alphanumeric order.  
Example) 56-IS10M-30-6LP-D

		Symbol	Description	①					
				Body size [Applicable AC size]					
				20 [AC20]	30 [AC30]	40 [AC40]	50 [AC40-06]	60 [AC50, AC60]	
②	a	Set pressure range	Nil	0.1 to 0.4 MPa	●	●	●	●	●
			6*1	0.1 to 0.6 MPa	○	○	○	○	○
			+						
	b	Lead wire length	Nil	0.5 m	●	●	●	●	●
			L	3 m	●	●	●	●	●
			Z	5 m	●	●	●	●	●
			+						
	c	Pressure unit of the scale plate	Nil	MPa	●	●	●	●	●
			P*2	MPa/psi dual scale	○	○	○	○	○
			+						
d	Body type	Nil	Standard	●	●	●	●	●	
		1	Slim	●	●	●	●	●	

Assembly Examples



●: Without restrictions  
○: With restrictions (Refer to \*1 and \*2.)

\*1 The set pressure range for the 6P is 0.2 to 0.6 MPa (30 to 90 psi).

\*2 This product is for overseas use only according to the New Measurement Act.  
(The SI unit type is provided for use in Japan.)

### Caution on Mounting

Pipe threads are not provided on the face which connects with the other components. For use, a separate spacer (or spacer with bracket) is required.

**Pressure Switch for series AC-D**

**Pressure Switch with T-Spacer**

**56-IS10T-30-□-03-□-D**

① ② ③ ④

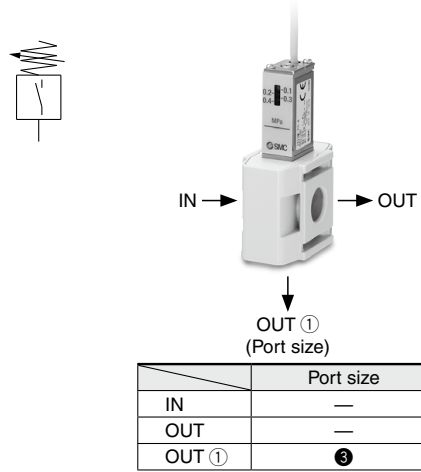
• ATEX category 3

• Semi-standard: Select one each for **a** to **c**.  
 • Semi-standard symbol: When more than one specification is required, indicate in alphanumeric order.  
 Example) 56-IS10T-30-N03-6LP-D


	Symbol	Description	① Body size [Applicable AC size]					
			20 [AC20]	30 [AC30]	40 [AC40]	50 [AC40-06]	60 [AC50, AC60]	
② Pipe thread type	Nil	Rc	●	●	●	●	●	
	N	NPT	●	●	●	●	●	
	F	G	●	●	●	●	●	
+								
③ Port size (OUT①)	01	1/8	●	●	—	—	—	
	02	1/4	●	●	●	●	—	
	03	3/8	—	●	●	●	●	
	04	1/2	—	—	●	●	●	
	06	3/4	—	—	—	●	●	
+								
④ Semi-standard	a Set pressure range	Nil	0.1 to 0.4 MPa	●	●	●	●	●
		6*1	0.1 to 0.6 MPa	○	○	○	○	○
	+							
	b Lead wire length	Nil	0.5 m	●	●	●	●	●
		L	3 m	●	●	●	●	●
		Z	5 m	●	●	●	●	●
+								
c Pressure unit of the scale plate	Nil	MPa	●	●	●	●	●	
	P*2	MPa/psi dual scale	○	○	○	○	○	

\*1 The set pressure range for the 6P is 0.2 to 0.6 MPa (30 to 90 psi).  
 \*2 For the pipe thread type: NPT only  
 This product is for overseas use only according to the New Measurement Act.  
 (The SI unit type is provided for use in Japan.)

●: Without restrictions  
 ○: With restrictions (Refer to \*1 and \*2.)



**Assembly Examples**



**Caution on Mounting**

- Pipe threads are not provided on the face which connects with the other components. For use, a separate spacer (or spacer with bracket) is required.
- The backflow of oil may occur when a spacer is used on the inlet side of the lubricator. Attach a check valve between the lubricator and the product to prevent backflow.

## Pressure Switch for series AC-D

### Pressure Switch with L-Shaped Piping Adapter

**56-IS10L-30-□-03-□-D**

•ATEX category 3
①
②
③
④

· Semi-standard: Select one each for **a** to **d**.  
 · Semi-standard symbol: When more than one specification is required, indicate in alphanumeric order.  
 Example) 56-IS10L-30-N03-6LP-D

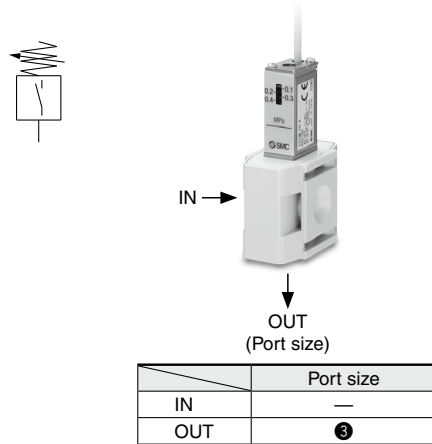
	Symbol	Description	① Body size [Applicable AC size]					
			20 [AC20]	30 [AC30]	40 [AC40]	50 [AC40-06]	60 [AC50, AC60]	
② Pipe thread type	Nil	Rc	●	●	●	●	●	
	N	NPT	●	●	●	●	●	
	F	G	●	●	●	●	●	
+								
③ Port size (OUT)	01	1/8	●	●	—	—	—	
	02	1/4	●	●	●	—	—	
	03	3/8	—	●	●	—	—	
	04	1/2	—	—	●	●	●	
	06	3/4	—	—	—	●	●	
	10	1	—	—	—	—	●	
+								
④ Semi-standard	a Set pressure range	Nil	0.1 to 0.4 MPa	●	●	●	●	●
		6*1	0.1 to 0.6 MPa	○	○	○	○	○
	+							
	b Lead wire length	Nil	0.5 m	●	●	●	●	●
		L	3 m	●	●	●	●	●
		Z	5 m	●	●	●	●	●
	+							
	c Pressure unit of the scale plate	Nil	MPa	●	●	●	●	●
		P*2	MPa/psi dual scale	○	○	○	○	○
	+							
	d Mounting position	Nil	Right	●	●	●	●	●
		R	Left	●	●	●	●	●

\*1 The set pressure range for the 6P is 0.2 to 0.6 MPa (30 to 90 psi).

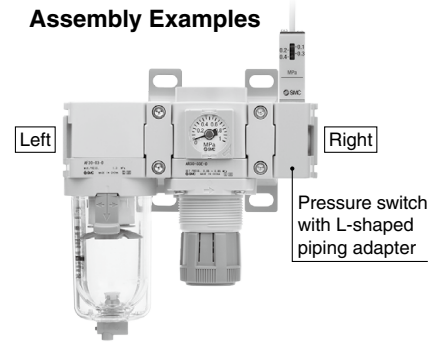
\*2 For the pipe thread type: NPT only

This product is for overseas use only according to the New Measurement Act.  
(The SI unit type is provided for use in Japan.)

●: Without restrictions  
○: With restrictions (Refer to \*1 and \*2.)



#### Assembly Examples



### Caution on Mounting

Pipe threads are not provided on the face which connects with the other components. For use, a separate spacer (or spacer with bracket) is required.

**Pressure Switch for series AC-D**

**Pressure Switch with Piping Adapter**

**56-IS10E-30-□-03-□-D**


① ATEX category 3    ②    ③    ④

· Semi-standard: Select one each for **a** to **d**.  
· Semi-standard symbol: When more than one specification is required, indicate in alphanumeric order.  
Example) 56-IS10E-30-N03-6LP-D

	Symbol	Description	①					
			Body size [Applicable AC size]					
			20 [AC20]	30 [AC30]	40 [AC40]	50 [AC40-06]	60 [AC50, AC60]	
② Pipe thread type	Nil	Rc	●	●	●	●	●	
	N	NPT	●	●	●	●	●	
	F	G	●	●	●	●	●	
③ Port size (OUT)	+							
	01	1/8	●	—	—	—	—	
	02	1/4	●	●	●	—	—	
	03	3/8	●	●	●	—	—	
	04	1/2	—	●	●	—	—	
	06	3/4	—	—	●	●	●	
④ Semi-standard	a Set pressure range	Nil	0.1 to 0.4 MPa	●	●	●	●	●
		6*1	0.1 to 0.6 MPa	○	○	○	○	○
	b Lead wire length	+						
		Nil	0.5 m	●	●	●	●	●
		L	3 m	●	●	●	●	●
	Z	5 m	●	●	●	●	●	
	c Pressure unit of the scale plate	+						
		Nil	MPa	●	●	●	●	●
	P*2	MPa/psi dual scale	○	○	○	○	○	
	d Mounting position	+						
		Nil	Right	●	●	●	●	●
	R	Left	●	●	●	●	●	


\*1 The set pressure range for the 6P is 0.2 to 0.6 MPa (30 to 90 psi).  
\*2 For the pipe thread type: NPT only  
This product is for overseas use only according to the New Measurement Act.  
(The SI unit type is provided for use in Japan.)

●: Without restrictions  
○: With restrictions (Refer to \*1 and \*2.)



	Port size
IN	—
OUT	③

**Assembly Examples**



**Caution on Mounting**

Pipe threads are not provided on the face which connects with the other components. For use, a separate spacer (or spacer with bracket) is required.